

**WHITEFORD AGRICULTURAL SCHOOLS
STATE OF THE DISTRICT UPDATE
OCTOBER 2023**



SEGMENT/VIDEOS

At the conclusion of the videos, you will have the opportunity to submit feedback.

You should complete and submit the survey after viewing all three (3) video segments of the presentation.

1. Segment 1 - Strategic Plan
2. Segment 2 - Enrollment Vision
3. Segment 3 - Growth Stabilization Recommendation

STAKEHOLDER MEETINGS

The following was shared with stakeholders as an annual “State of the District” presentation to outline progress towards our Strategic Plan 22-27, Enrollment Vision, and recommendation for stabilizing growth.

- Staff Members - May 30-31, 2023
- Board of Education - June 12, 2023
- PLC Leadership Teacher Team - August 31, 2023
- All stakeholders - October 3, 10, 12, 2023

SEGMENT/VIDEO #1

SEGMENT/VIDEO #1 - SLIDES 4-14

STRATEGIC PLAN

The [Strategic Plan 22-27](#) was Board approved at the May 9, 2022 meeting. It was created by a very broad and diverse group of 32 stakeholders and the survey results of over 400 people. Throughout the planning process, the community expressed high expectations for Whiteford Schools to become a world class school district and have all students graduate from high school. Even though some of the goals are extremely high, they reflect the strong desire that has been expressed to embrace significant change and dramatically improve the school system for the next five years.

[Strategic Plan Goals/Objectives 2023-2027](#)



Whiteford Agricultural School District Strategic Plan Summary | 2022-2027

Mission

Whiteford Agricultural School District's mission is to engage in purposeful learning and empower all for a meaningful role in our dynamic world.

Vision

Whiteford Agricultural School District's vision is to develop value-driven leaders and critical thinkers who will positively impact their community.

Board of Education

Christine Bischoff, President
David Dixon, Vice President
Mike Iott, Secretary
Shane Hillard, Treasurer
Jeff Bunge, Trustee
Kristi Mock, Trustee
Janelle Young, Trustee

Shared Belief Statements

We Believe...

- Everyone has the ability to be successful.
- In meeting the social, emotional, and academic needs in an environment that is physically and emotionally safe.
- A highly qualified and dedicated staff.
- Community support is valuable in promoting student success.

Strategic Plan Goal Areas

Academics &
Programs

Culture &
Learning
Environment

Personnel &
Leadership

Facilities

Superintendent

Scott L. Huard, ED.S.

Approved by Whiteford Board of Education on May 9, 2022.



Whiteford Agricultural School District Strategic Plan Summary | 2022-2027

Academics/Programs

Goal Statement:

Develop and maintain a rigorous and relevant curriculum among all disciplines that is vertically aligned K-12.

Desired Outcome (MiCIP):

All students will have equal opportunities to choose the path that best fits for their abilities.

All staff will understand the expectations of delivering a robust curriculum and current learning experiences that is consistent, thorough, and engaging.

Personnel & Leadership

Goal Statement:

Develop and implement a plan to attract and retain highly-qualified, motivated staff.

Desired Outcome (MiCIP):

We can maximize professional learning and build upon prior knowledge to develop a layered approach that will maximize instructional practices to best fit the needs of all students.

Culture & Learning Environment

Goal Statement:

Develop a core set of values that support social-emotional health for all Bobcats.

Desired Outcome (MiCIP):

Safety, well-being, enthusiasm, and love of learning will improve for all students and staff.

Facilities

Goal Statement:

Develop and implement a comprehensive plan for improving and maintaining the physical assets of the district.

Desired Outcome (MiCIP):

Students & staff will have the necessary resources for optimal learning environment.

ACADEMICS AND PROGRAMS

Goal Statement	Develop and maintain a rigorous and relevant curriculum among all disciplines that is vertically aligned K-12.
Desired Outcome	All students will have equal opportunities to choose the path that best fits for their abilities.
Desired Outcome	All staff will understand the expectations of delivering a robust curriculum and current learning experiences that is consistent, thorough, and engaging.
Objective 1	Develop systems to support curriculum mapping, common assessments, pacing guides, enrichment, and intervention supports.
Objective 2	Implement fully the comprehensive, district-wide 5D instructional framework that is research-based best practices.
Objective 3	Create and adopt the Whiteford Portrait of a Graduate.
Objective 4	Review opportunities for new programming options to spark new enrollment, and/or promote existing programs to retain students.

ACADEMICS AND PROGRAMS

Objectives	Develop systems to support curriculum mapping, common assessments, pacing guides, enrichment, and intervention supports.	Implement fully the comprehensive, district-wide 5D instructional framework that is research-based best practices.	Create and adopt the Whiteford Portrait of a Graduate.	Review opportunities for new programming options to spark new enrollment, and/or promote existing programs to retain students.
Progress 22-23	*K-8 ELA Curriculum Study *K-12 Formative Assessment Initiative *K-5 SIT/SAT - Reboot	*Opening Day Staff PD-Reboot *Staff Evaluation & Coaching Meetings *District Initiative-Formative Assessments	*March 2023 Stakeholder Initial Survey *May 2023 Stakeholder Follow-Up Survey	
Progress 23-24	*K-12 Essential Standards Revisited *K-12 Math Curriculum Study *K-12 Formative Assessment Initiative (Y2) *K-5 ELA Curriculum Implementation (Amplify-CKLA) *6-8 ELA Curriculum Study (Y2) *K-5 ELA Curriculum Map/Pacing Guide	*Opening Day Staff PD - Breakouts *Administrative Staff (Evaluators) Goal - Four observations or more per teacher *District Initiative-Formative Assessment (Y2)	*January 2024 Stakeholder Mtgs/Surveys	*MS FIRST Robotics Team *Elementary FIRST Robotics Team

PERSONNEL AND LEADERSHIP

Goal Statement	Develop and implement a plan to attract and retain highly-qualified, motivated staff.
Desired Outcome	We can maximize professional learning and build upon prior knowledge to develop a layered approach that will maximize instructional practices to best fit the needs of all students.
Objective 1	Create a welcoming and inclusive climate which establishes WASD as an employer of choice in our area.
Objective 2	Publicize, screen, select, and onboard highly qualified employees to efficiently and effectively meet staffing needs.
Objective 3	Seek engagement opportunities and feedback from employees and actively develop action plans to address areas of concern to improve job satisfaction and retention
Objective 4	Improve internal and external communication to enhance two-way communication.
Objective 5	Conduct a "State of the District" event to highlight district points of pride, district goals/objectives, and challenges.

PERSONNEL AND LEADERSHIP

<p>Objectives</p>	<p>Create a welcoming and inclusive climate which establishes WASD as an employer of choice in our area.</p>	<p>Publicize, screen, select, and onboard highly qualified employees to efficiently and effectively meet staffing needs.</p>	<p>Seek engagement opportunities and feedback from employees and actively develop action plans to address areas of concern to improve job satisfaction and retention.</p>	<p>Improve internal and external communication to enhance two-way communication.</p>	<p>Conduct a "State of the District" event to highlight district points of pride, district goals/objectives, and challenges.</p>
<p>Progress 22-23</p>	<ul style="list-style-type: none"> *Whiteford Celebrate Card (Y2) *Competitive Wage Study & Increase *Standards of Service 	<ul style="list-style-type: none"> *Hired HR Generalist *Post positions to Michigan Educator Site, Indeed, and website. *Attended college job fairs at BGSU and Lourdes. 	<ul style="list-style-type: none"> *Staff Meeting Surveys *Staff Perception Surveys *PLC Meeting Administration Attendance 	<ul style="list-style-type: none"> *Superintendent Family Bulletin (Weekly) *Bobcat Blitz (Weekly) *Elementary Newsletter (Weekly) *Building Staff Bulletins *Employee Portal (Website) *Parent Perception Surveys 	<ul style="list-style-type: none"> *May 30 & 31-Staff *June 12-Board of Education
<p>Progress 23-24</p>	<ul style="list-style-type: none"> *Communication Conflict Plan *Para Educator BOY Mtg *Administrative Assistant PLC 	<ul style="list-style-type: none"> *Creation of HR On-Boarding Processes 			<ul style="list-style-type: none"> *August 31-PLC Leadership Team *October 3, 10, 12- All Stakeholders

CULTURE AND LEARNING ENVIRONMENT

Goal Statement	Develop a core set of values that support social-emotional health for all Bobcats.
Desired Outcome	Safety, well-being, enthusiasm, and love of learning will improve for all students and staff.
Objective 1	Increase support for students, staff, and families in the area of social emotional health and well-being.
Objective 2	Create an optimal learning environment to increase student engagement and decrease challenging student behaviors.
Objective 3	Evaluate and assess all current practices related to safety and security.
Objective 4	Review and assess current security emergency protocols and signage.
Objective 5	Promote and celebrate district student, staff, and community accomplishments with an attitude of gratitude.

CULTURE AND LEARNING ENVIRONMENT

Objectives	Increase support for students, staff, and families in the area of social emotional health and well-being.	Create an optimal learning environment to increase student engagement and decrease challenging student behaviors.	Evaluate and assess all current practices related to safety and security.	Review and assess current security emergency protocols and signage.	Promote and celebrate district student, staff, and community accomplishments with an attitude of gratitude.
Progress 22-23	<ul style="list-style-type: none"> *Hired Behavior Interventionist (K-5) *Partnered with MCISD Mental Health Team 	<ul style="list-style-type: none"> *SWPBIS (K-12) *Conscious Discipline (K-5) *D.A.R.E. (5th) *D.A.R.E. (7th) *Student Perception Surveys *Partnered with MCISD Behavior Coach 	<ul style="list-style-type: none"> *Contract with ATAP Assessment *Contract with Lockout USA *District-Wide Safety Evacuation Drill *Updated Emergency Operations Plan (EOP) 	<ul style="list-style-type: none"> *Updated protocols for all emergency situations and hung in each classroom/office *Created signage for safety, fire, and tornado 	<ul style="list-style-type: none"> *District Website *District Facebook *Weekly Newsletters *Support Staff Gratitude Project on website and Facebook *Whiteford Celebrate Cards
Progress 23-24		<ul style="list-style-type: none"> *D.A.R.E. (9th) 		<ul style="list-style-type: none"> *Updated protocols for all emergency situations and hung in each classroom/office including new bond spaces 	

FACILITIES

Goal Statement	Develop and implement a comprehensive plan for improving and maintaining the physical assets of the district.
Desired Outcome	Students and staff will have the necessary resources for optimal learning environment.
Objective 1	Consider and implement building and classroom enhancements that provide a strengthened response to school emergencies.
Objective 2	Analysis capital improvements for existing facilities and funding.
Objective 3	Create a technology plan that successfully supports student learning through the access and integration of devices and software to students and staff.
Objective 4	Consider district enrollment projections and meet increased space demands or renovations.

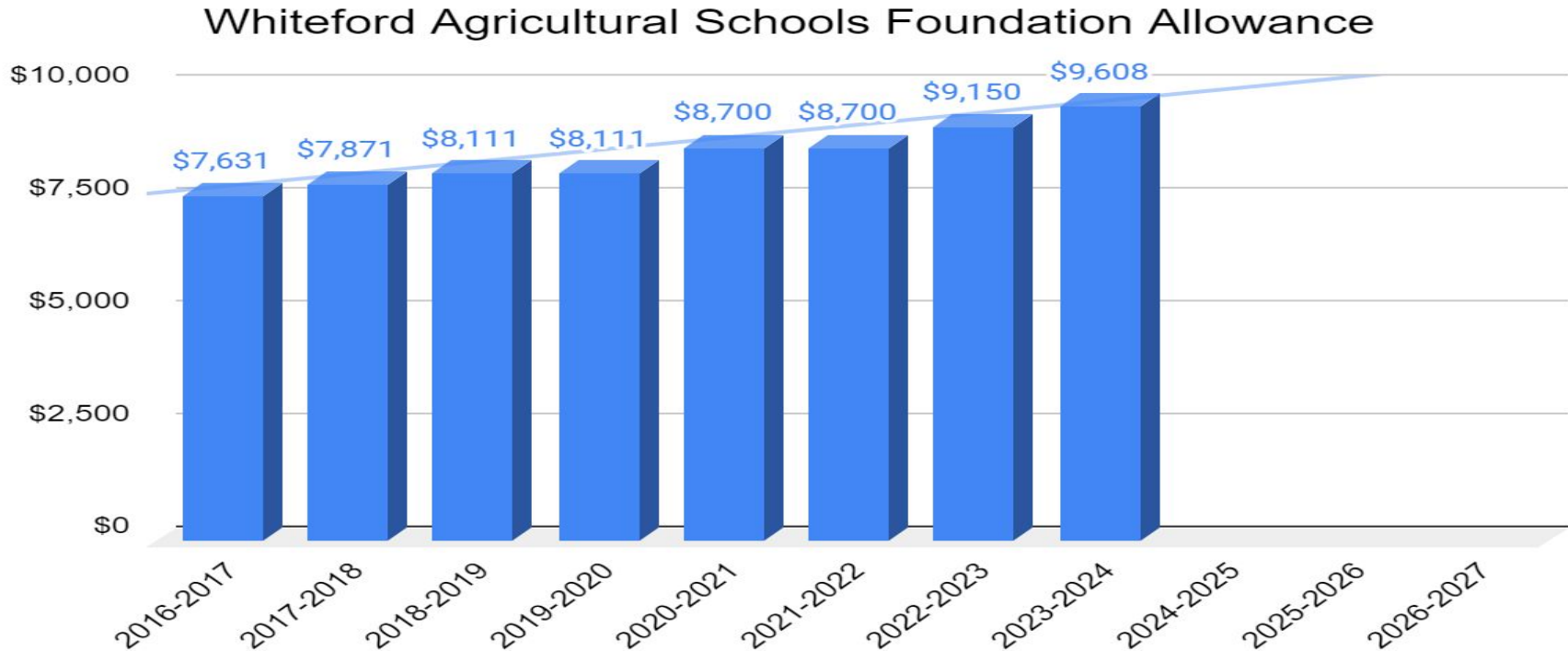
FACILITIES

Objectives	Consider and implement building and classroom enhancements that provide a strengthened response to school emergencies.	Analysis capital improvements for existing facilities and funding.	Create a technology plan that successfully supports student learning through the access and integration of devices and software to students and staff.	Consider district enrollment projections and meet increased space demands or renovations.
Progress 22-23	*Contract with Lockout USA	*Athletic Complex Study *Contract with The Collaborative (Design) *Baker Tilly (Budget)	*Chromebook Refresh Plan (3rd & 8th) (Y1) *Smartboard Purchases *Display Purchases *Document Camera Purchases *Staff Laptop Purchases	*K-5 Building Space Vision *6-12 Building Space Vision *Elementary computer lab to 3rd grade classroom
Progress 23-24	*Series III Bond Construction	*Series III Bond Construction	*Chromebook Refresh Plan (3rd & 8th) (Y2)	*Series III Bond Construction

SEGMENT/VIDEO #2

SEGMENT/VIDEO #2 - SLIDES 16-35

STATE FOUNDATION ALLOWANCE



ENROLLMENT

There are a few fundamental inputs to enrollment growth:

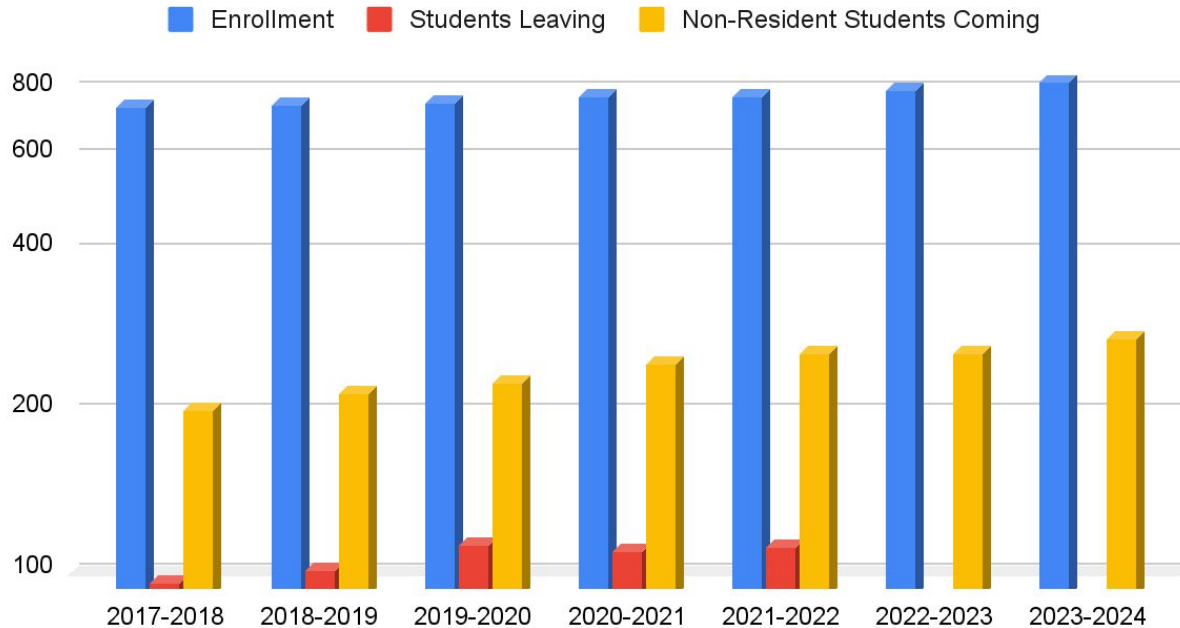
- District-Resident Births
- New District-Resident Children
- Child of Employee
- School of Choice-Siblings
- School of Choice-New

SCHOOL OF CHOICE

Pupil FTE	2017-2018	2018-2019	2019-2020	2020-2021	2021-2022	2022-2023	2023-2024
Enrollment	742	752	756	776	780	800	826
Students Leaving	95	101	112	109	111		
Non-Resident Students Coming	200	216	227	245	256	257	273
% of Non-Resident Students Coming	26.9%	28.7%	30.0%	31.5%	32.8%	32.1%	33%

SCHOOL OF CHOICE

Enrollment Trends 2017-2024



ENROLLMENT OPTIONS

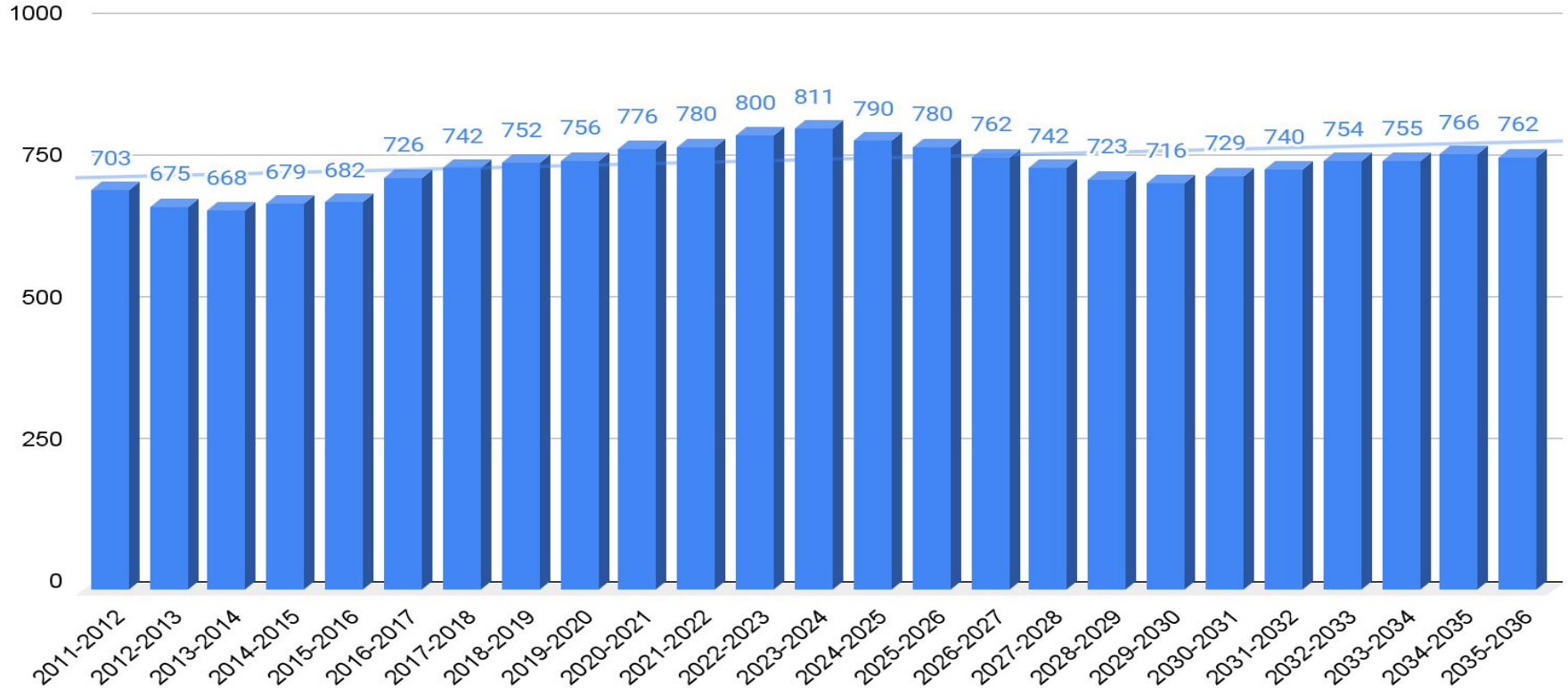
Let's consider 3 options:

- Option 1 (50/66): 50 students per grade KG-5th; 66 students per grade 6th-12th
- Option 2 (66): 66 students per grade KG-12th (*)
- Option 3 (66/70): 66 students per grade KG-5th; 70 students per grade 6th-12th (*)

(*) Redistribution of 5th grade to middle school building

ENROLLMENT PROJECTIONS 50/66

Whiteford Agricultural Schools Enrollment-50/66



ENROLLMENT PROJECTIONS - 50/66

With a 50 (K-5) and 66 (6-12) students per grade-level plan, we will have the following scenario for the 2023-2024 school year:

Kindergarten-Surplus of 7 students ; 2 sections of 29 students and 28 students

57 students enrolled without any School of Choice (New):

Kindergarten Retention-5 students

District-Resident Student-38 students

Child of Employee-2 students

School of Choice (Sibling)-12 students

School of Choice (New)-Possible openings based upon enrollment figures.

3rd Grade-5 students

5th Grade-1 student

6th Grade-15 students (Need roughly 12-15 to open a new section.)

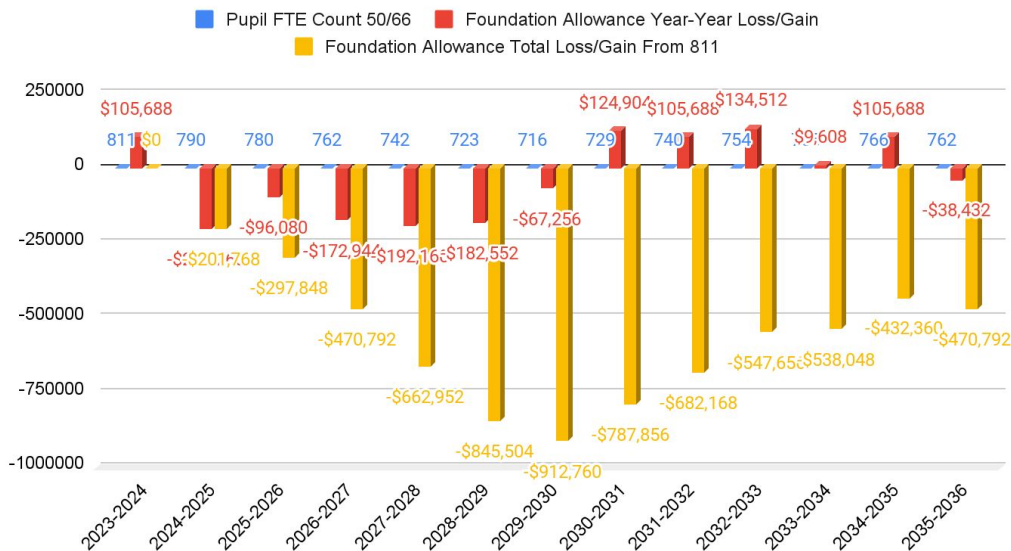
7th Grade-1 student

11th Grade-9 students

FOUNDATION PROJECTIONS - 50/66

	Pupil FTE Count 50/66	Foundation Allowance Year-Year Loss/Gain	Foundation Allowance Total Loss/Gain From 811
2023-2024	811	\$105,688	\$0
2024-2025	790	-\$201,768	-\$201,768
2025-2026	780	-\$96,080	-\$297,848
2026-2027	762	-\$172,944	-\$470,792
2027-2028	742	-\$192,160	-\$662,952
2028-2029	723	-\$182,552	-\$845,504
2029-2030	716	-\$67,256	-\$912,760
2030-2031	729	\$124,904	-\$787,856
2031-2032	740	\$105,688	-\$682,168
2032-2033	754	\$134,512	-\$547,656
2033-2034	755	\$9,608	-\$538,048
2034-2035	766	\$105,688	-\$432,360
2035-2036	762	-\$38,432	-\$470,792
		-\$470,792	-\$6,850,504

Whiteford Agricultural Schools Foundation Allowance 50/66



ENROLLMENT PROJECTIONS - 66 (5th Stays)

Grade-Level	11-12	12-13	13-14	14-15	15-16	16-17	17-18	18-19	19-20	20-21	21-22	22-23	23-24	24-25	25-26	26-27	27-28	28-29	29-30	30-31	31-32	32-33	33-34	34-35	35-36	
Kindergarten	46	32	45	49	36	61	41	45	53	61	53	70	65	66	66	66	66	66	66	66	66	66	66	66	66	
1st Grade	52	49	40	44	51	42	58	46	44	55	64	52	70	66	66	66	66	66	66	66	66	66	66	66	66	66
2nd Grade	40	49	50	40	43	55	48	60	48	48	51	61	55	70	66	66	66	66	66	66	66	66	66	66	66	66
3rd Grade	47	38	52	55	41	46	57	51	57	48	50	54	65	55	70	66	66	66	66	66	66	66	66	66	66	66
4th Grade	42	50	40	55	55	51	53	63	54	62	49	49	52	65	55	70	66	66	66	66	66	66	66	66	66	66
5th Grade	50	47	49	39	59	61	51	56	69	56	61	51	55	52	65	55	70	66	66	66	66	66	66	66	66	66
6th Grade	60	48	46	54	44	62	65	53	59	69	65	65	53	55	52	65	55	70	66	66	66	66	66	66	66	66
7th Grade	52	66	47	44	57	45	66	69	52	62	69	68	73	53	55	52	65	55	70	66	66	66	66	66	66	66
8th Grade	59	52	69	51	49	62	53	71	77	54	59	69	69	73	53	55	52	65	55	70	66	66	66	66	66	66
9th Grade	69	58	56	73	54	47	68	68	71	80	56	66	70	69	73	53	55	52	65	55	70	66	66	66	66	66
10th Grade	54	68	59	59	78	55	52	66	63	70	76	57	68	70	69	73	53	55	52	65	55	70	66	66	66	66
11th Grade	64	56	62	53	63	77	54	52	59	60	65	74	60	68	70	69	73	53	55	52	65	55	70	66	66	66
12th Grade	68	62	53	63	52	62	76	52	50	51	62	64	71	60	68	70	69	73	53	55	52	65	55	70	66	66
Elementary	277	265	276	282	285	316	308	321	325	330	328	337	362	374	388	389	400	396	396	396	396	396	396	396	396	396
Middle School	171	166	162	149	150	169	184	193	188	185	193	202	195	181	160	172	172	190	191	202	198	198	198	198	198	
High School	255	244	230	248	247	241	250	238	243	261	259	261	269	267	280	265	250	233	225	227	242	256	257	268	264	
Total	703	675	668	679	682	726	742	752	756	776	780	800	826	822	828	826	822	819	812	825	836	850	851	862	858	

Updated: 10/1/23

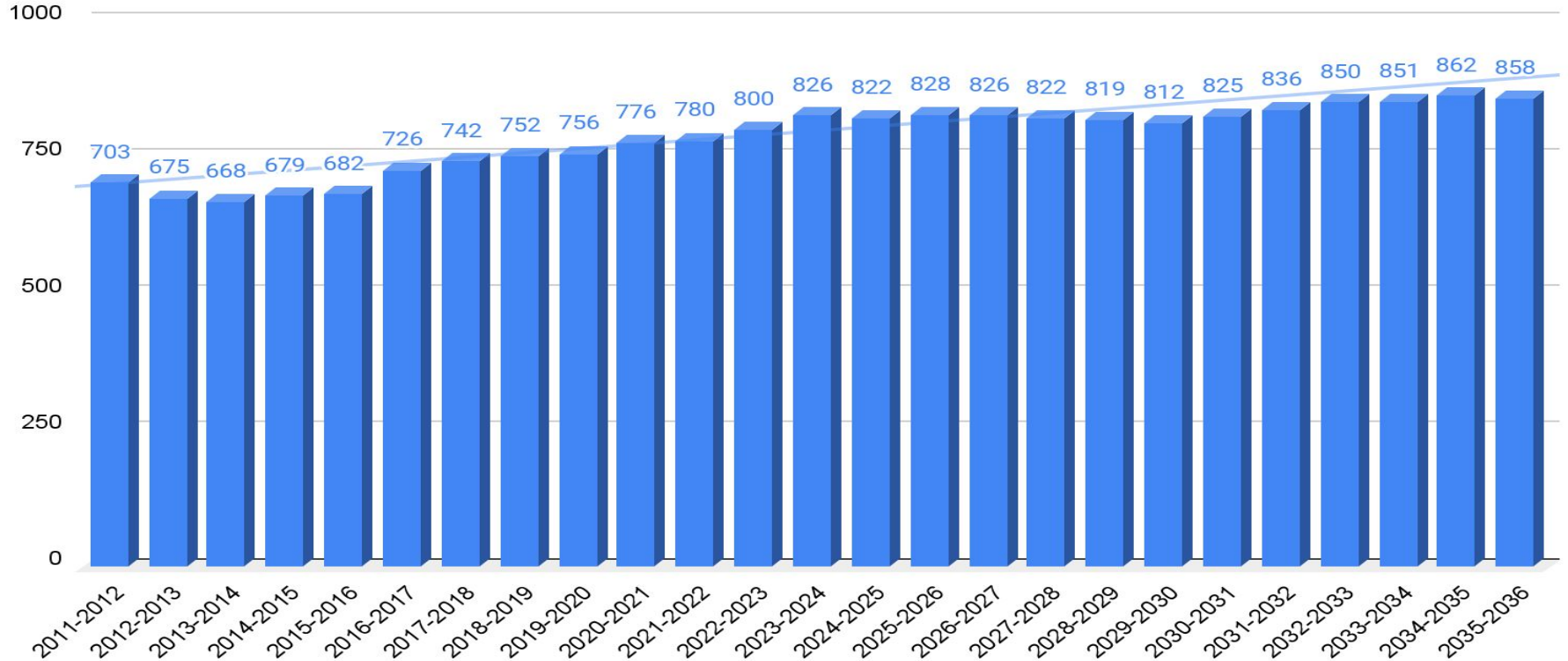
ENROLLMENT PROJECTIONS - 66 (5th Moves)

A	B	C	D	E	F	G	H	I	J	K	L	M	N	O	P	Q	R	S	T	U	V	W	X	Y	Z
Grade-Level	11-12	12-13	13-14	14-15	15-16	16-17	17-18	18-19	19-20	20-21	21-22	22-23	23-24	24-25	25-26	26-27	27-28	28-29	29-30	30-31	31-32	32-33	33-34	34-35	35-36
Kindergarten	46	32	45	49	36	61	41	45	53	61	53	70	65	66	66	66	66	66	66	66	66	66	66	66	66
1st Grade	52	49	40	44	51	42	58	46	44	55	64	52	70	66	66	66	66	66	66	66	66	66	66	66	66
2nd Grade	40	49	50	40	43	55	48	60	48	48	51	61	55	70	66	66	66	66	66	66	66	66	66	66	66
3rd Grade	47	38	52	55	41	46	57	51	57	48	50	54	65	55	70	66	66	66	66	66	66	66	66	66	66
4th Grade	42	50	40	55	55	51	53	63	54	62	49	49	52	65	55	70	66	66	66	66	66	66	66	66	66
5th Grade	50	47	49	39	59	61	51	56	69	56	61	51	55	52	65	55	70	66	66	66	66	66	66	66	66
6th Grade	60	48	46	54	44	62	65	53	59	69	65	65	53	55	52	65	55	70	66	66	66	66	66	66	66
7th Grade	52	66	47	44	57	45	66	69	52	62	69	68	73	53	55	52	65	55	70	66	66	66	66	66	66
8th Grade	59	52	69	51	49	62	53	71	77	54	59	69	69	73	53	55	52	65	55	70	66	66	66	66	66
9th Grade	69	58	56	73	54	47	68	68	71	80	56	66	70	69	73	53	55	52	65	55	70	66	66	66	66
10th Grade	54	68	59	59	78	55	52	66	63	70	76	57	68	70	69	73	53	55	52	65	55	70	66	66	66
11th Grade	64	56	62	53	63	77	54	52	59	60	65	74	60	68	70	69	73	53	55	52	65	55	70	66	66
12th Grade	68	62	53	63	52	62	76	52	50	51	62	64	71	60	68	70	69	73	53	55	52	65	55	70	66
Elementary	277	265	276	282	285	316	308	321	325	330	328	337	362	322	323	334	330	330	330	330	330	330	330	330	330
Middle School	171	166	162	149	150	169	184	193	188	185	193	202	195	233	225	227	242	256	257	268	264	264	264	264	264
High School	255	244	230	248	247	241	250	238	243	261	259	261	269	267	280	265	250	233	225	227	242	256	257	268	264
Total	703	675	668	679	682	726	742	752	756	776	780	800	826	822	828	826	822	819	812	825	836	850	851	862	858

Updated: 10/1/23

ENROLLMENT PROJECTIONS 66

Whiteford Agricultural Schools Enrollment-66



ENROLLMENT PROJECTIONS - 66

With a 66 students per grade-level plan, we will have the following scenario for the 2023-2024 school year:

Kindergarten-66 students ; 3 sections of 22 students

57 students currently registered without any School of Choice (New):

Kindergarten Retention-5 students

District-Resident Student-38 students

Child of Employee-2 students

School of Choice (Sibling)-12 students

School of Choice (New)-Possible openings based upon enrollment figures.

Kindergarten-9 students

3rd Grade-5 students

5th Grade-1 student

6th Grade-15 students (Need roughly 12-15 to open a new section.)

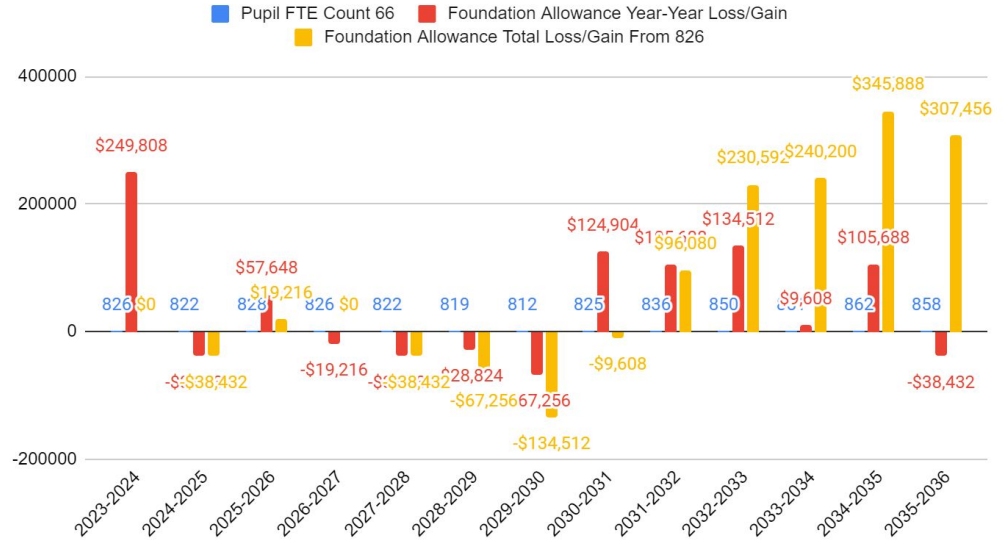
7th Grade-1 student

11th Grade-9 students

FOUNDATION PROJECTIONS - 66

	Pupil FTE Count 66	Foundation Allowance Year-Year Loss/Gain	Foundation Allowance Total Loss/Gain From 826
2023-2024	826	\$249,808	\$0
2024-2025	822	-\$38,432	-\$38,432
2025-2026	828	\$57,648	\$19,216
2026-2027	826	-\$19,216	\$0
2027-2028	822	-\$38,432	-\$38,432
2028-2029	819	-\$28,824	-\$67,256
2029-2030	812	-\$67,256	-\$134,512
2030-2031	825	\$124,904	-\$9,608
2031-2032	836	\$105,688	\$96,080
2032-2033	850	\$134,512	\$230,592
2033-2034	851	\$9,608	\$240,200
2034-2035	862	\$105,688	\$345,888
2035-2036	858	-\$38,432	\$307,456
		\$557,264	\$951,192

Whiteford Agricultural Schools Foundation Allowance 66



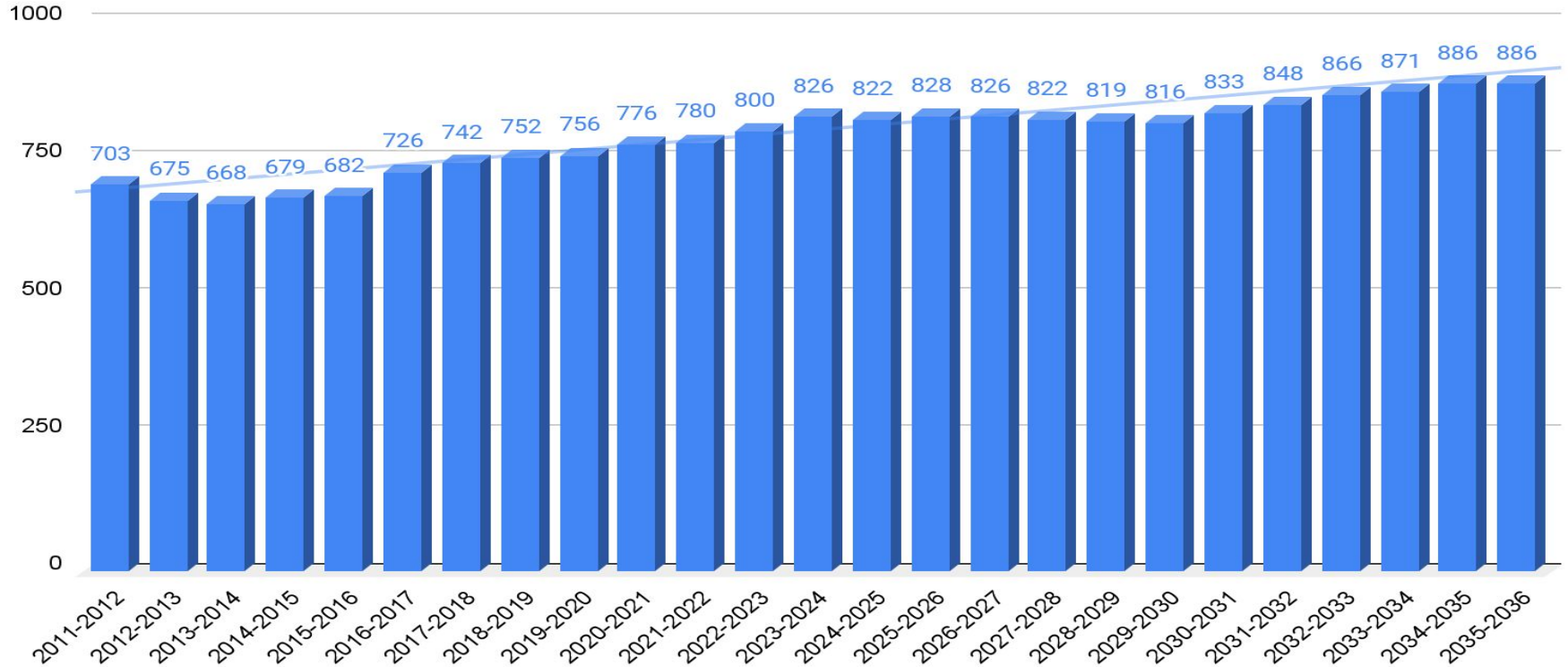
ENROLLMENT PROJECTIONS - 66/70 (5th Moves)

Grade-Level	11-12	12-13	13-14	14-15	15-16	16-17	17-18	18-19	19-20	20-21	21-22	22-23	23-24	24-25	25-26	26-27	27-28	28-29	29-30	30-31	31-32	32-33	33-34	34-35	35-36
Kindergarten	46	32	45	49	36	61	41	45	53	61	53	70	65	66	66	66	66	66	66	66	66	66	66	66	66
1st Grade	52	49	40	44	51	42	58	46	44	55	64	52	70	66	66	66	66	66	66	66	66	66	66	66	66
2nd Grade	40	49	50	40	43	55	48	60	48	48	51	61	55	70	66	66	66	66	66	66	66	66	66	66	66
3rd Grade	47	38	52	55	41	46	57	51	57	48	50	54	65	55	70	66	66	66	66	66	66	66	66	66	66
4th Grade	42	50	40	55	55	51	53	63	54	62	49	49	52	65	55	70	66	66	66	66	66	66	66	66	66
5th Grade	50	47	49	39	59	61	51	56	69	56	61	51	55	52	65	55	70	66	66	66	66	66	66	66	66
6th Grade	60	48	46	54	44	62	65	53	59	69	65	65	53	55	52	65	55	70	70	70	70	70	70	70	70
7th Grade	52	66	47	44	57	45	66	69	52	62	69	68	73	53	55	52	65	55	70	70	70	70	70	70	70
8th Grade	59	52	69	51	49	62	53	71	77	54	59	69	69	73	53	55	52	65	55	70	70	70	70	70	70
9th Grade	69	58	56	73	54	47	68	68	71	80	56	66	70	69	73	53	55	52	65	55	70	70	70	70	70
10th Grade	54	68	59	59	78	55	52	66	63	70	76	57	68	70	69	73	53	55	52	65	55	70	70	70	70
11th Grade	64	56	62	53	63	77	54	52	59	60	65	74	60	68	70	69	73	53	55	52	65	55	70	70	70
12th Grade	68	62	53	63	52	62	76	52	50	51	62	64	71	60	68	70	69	73	53	55	52	65	55	70	70
Elementary	277	265	276	282	285	316	308	321	325	330	328	337	362	322	323	334	330	330	330	330	330	330	330	330	330
Middle School	171	166	162	149	150	169	184	193	188	185	193	202	195	233	225	227	242	256	261	276	276	276	276	276	276
High School	255	244	230	248	247	241	250	238	243	261	259	261	269	267	280	265	250	233	225	227	242	260	265	280	280
Total	703	675	668	679	682	726	742	752	756	776	780	800	826	822	828	826	822	819	816	833	848	866	871	886	886

Updated: 10/1/23

ENROLLMENT PROJECTIONS 66/70

Whiteford Agricultural Schools Enrollment-66/70



ENROLLMENT PROJECTIONS - 66/70

With a 66 (K-5) and 70 (6-12) students per grade-level plan, we will have the following scenario for the 2023-2024 school year:

Kindergarten-66 students ; 3 sections of 22 students

57 students currently registered without any School of Choice (New):

Kindergarten Retention-5 students

District-Resident Student-38 students

Child of Employee-2 students

School of Choice (Sibling)-12 students

School of Choice (New)-Possible openings based upon enrollment figures.

Kindergarten-9 students

3rd Grade-5 students

5th Grade-1 student

6th Grade-15 students (Need roughly 12-15 to open a new section.)

7th Grade-5 students

8th Grade-2 students

9th Grade-1 student

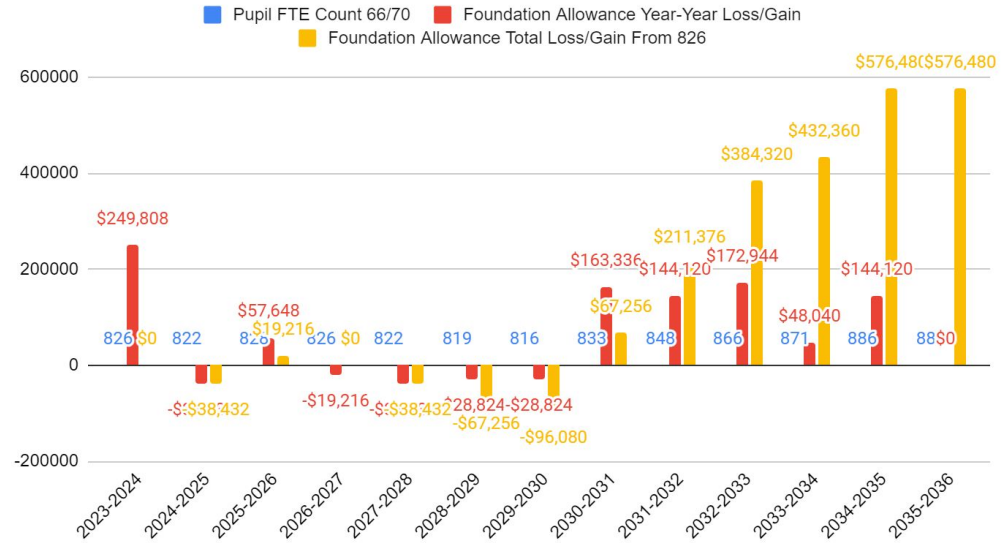
10th Grade-4 students

11th Grade-13 students

FOUNDATION PROJECTIONS - 66/70

	Pupil FTE Count 66/70	Foundation Allowance Year-Year Loss/Gain	Foundation Allowance Total Loss/Gain From 826
2023-2024	826	\$249,808	\$0
2024-2025	822	-\$38,432	-\$38,432
2025-2026	828	\$57,648	\$19,216
2026-2027	826	-\$19,216	\$0
2027-2028	822	-\$38,432	-\$38,432
2028-2029	819	-\$28,824	-\$67,256
2029-2030	816	-\$28,824	-\$96,080
2030-2031	833	\$163,336	\$67,256
2031-2032	848	\$144,120	\$211,376
2032-2033	866	\$172,944	\$384,320
2033-2034	871	\$48,040	\$432,360
2034-2035	886	\$144,120	\$576,480
2035-2036	886	\$0	\$576,480
		\$826,288	\$2,027,288

Whiteford Agricultural Schools Foundation Allowance 66/70



AVERAGE RATIOS

	Currently	50/60 Plan	66 Plan (*)	66/70 Plan (*)
KG-5th Teacher	1:24	1:25	1:22	1:22
6th-8th Teacher	1:24	1:24	1:24	1:24
9th-12th Teacher	1:24	1:24	1:24	1:24
Counselor K-5th (*K-4th)	1:362	1:300	1:330	1:330
*Counselor 5th-8th	n/a	n/a	1:264	1:276
Counselor 6th-12th (*9th-12th)	1:464	1:462	1:264	1:280
Principal K-5th (*K-4th)	1:362	1:300	1:330	1:330
*Principal 5th-8th	n/a	n/a	1:264	1:276
Principal 6th-12th (*9th-12th)	1:464	1:462	1:264	1:280
Behavior Interventionist K-5th (*K-4th)	1:362	1:300	1:330	1:330
Dean of Students 6th-12th	1:464	1:462	n/a	n/a

SEGMENT/VIDEO #3

SEGMENT/VIDEO #3 - SLIDES 37-39

ENROLLMENT PROJECTIONS RECOMMENDATIONS

-I am recommending that we become “right-sized” with 66 students per grade-level by 2034-2035.

-In order to achieve this without losing estimated foundation allowance of \$134,512 (\$9608 per student) from 2023-2030, we will have to use a blended model of 66/70.

-We need 15 classrooms for an elementary of KG-4th and 18 classrooms for an elementary of KG-5th.

-The elementary computer lab was repurposed/remodeled to a 3rd grade classroom for the 2023-2024 school year and beyond to allow an additional year of 5th grade at elementary.

-At this time, I am recommending that we redistribute the 5th grade to the middle school in 2024-2025.

ENROLLMENT PROJECTIONS CONSIDERATIONS

-In preparation of the 5th grade move, stakeholder meetings will be held in the fall/winter of 2023 to consider alternatives, concerns, and share plans/accommodations for 5th grade being at middle school.

-Such considerations:

- Middle School or Junior High Concept
- Principal/Counseling Services
- Special Education Services
- Classrooms
- Lunch Block
- Passing Times
- Lockers
- Recess
- Special Events (ie. book fairs, holiday festivities, book buddies)

-We will be starting a Q & A document that will be posted to the district website.

STAKEHOLDER ALTERNATIVES

The following ideas have been shared based upon feedback from staff and others as an alternative to redistributing 5th grade to middle school:

1. Trailers/Portable Classrooms
2. Elementary Art - Move to middle school and use space for 5th grade
3. Elementary Bond Project - Add additional classroom space

FEEDBACK SURVEY OPPORTUNITY

Please complete the following survey to offer feedback regarding your noticings and wonderings from the strategic plan presentation.

[Strategic Plan/Enrollment Vision Survey](#)

*Note:

This survey link can be found on the district website under Strategic Plan.

You should complete and submit the survey after viewing all three (3) video segments of the presentation.

1. Segment 1 - Strategic Plan
2. Segment 2 - Enrollment Vision
3. Segment 3 - Growth Stabilization Recommendation
 - 1)